

# Best Practices for Handling Wet Materials

Public Libraries, Archives, & Special Collections

SAA 2016

Ann Frelsen, Emory University Libraries

First:  
ALWAYS  
Protect  
yourself!



Wearing PPE can be fun!



# Be Creative With What You Have

Photo: Susan Duhl



**Wee-Wee Pads**  
100% LEAK PROOF GUARANTEED

**OUR 5-LAYER TECHNOLOGY**  
Is Guaranteed Not to Leak!

- Locks in wetness with quilted top layer
- Ensures maximum absorption power with 2 moisture-locking layers
- Protects floors and carpets with leak-proof backing
- Provides easy training with built-in attractant

**Advantages of Using Wee-Wee Pads**  
Provide worry-free training for your puppy and peace of mind for you.

Photo: Artlab Australia



# Pack-Out: Move Wet or Damp Materials Carefully and with Support





# Air Drying Collections



# Air Drying Collections



National Film and Sound Archives of Australia

WestBeth Studios  
New York City - 2012



# Bound Materials



Ann Frellsen, Photo by Christine Wiseman  
Mayors Office - Biloxi, MS - 2005




# Photographic Materials: OK to Re-Wet to Clean





# Photographic Materials



# Analog and Digital Audio Visual Objects





# Magnetic Tape




# Textiles





# Wood




# Electronic Media



Louisville (KY) Free Public Library - 2009



Secondary Problems:  
Bleeding Dyes or Inks,  
Sticking or Blocking  
Surfaces, Formation  
of Rust / Mold



# Mold Will

Permanently  
Weaken, Stain, &  
Disfigure Paper,  
Fabric, & Leather





# BEST PRACTICES

## **MOLD ALERT!**

**This material has had  
mold contamination.**

Conservation staff have done basic  
physical removal of the mold, but  
mold may still be present.

**Handle these materials  
with extreme care.**

Patrons who may be sensitive to mold  
should consider wearing gloves and a  
respirator while using these items.

Date: \_\_\_\_\_



# NHR

NATIONAL HERITAGE RESPONDERS

For advice, referrals, and assistance,  
call the Hotline —  
**(202) 661-8068**