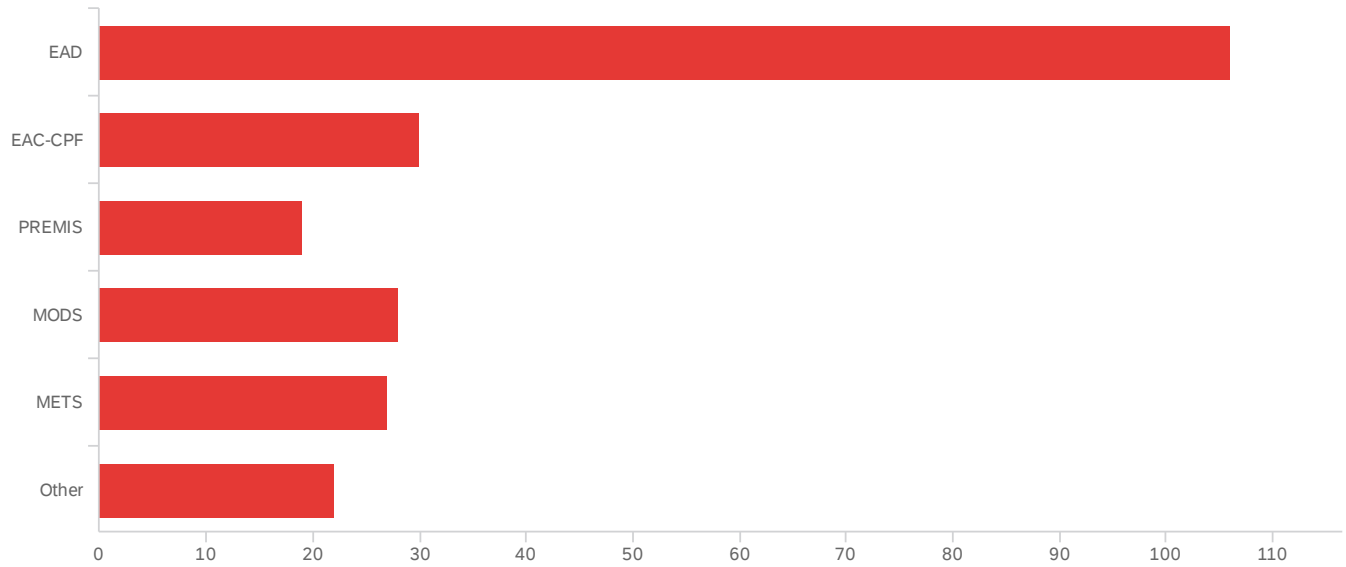


Default Report

Encoded Archival Standards Survey

February 5, 2020 3:34 PM EST

3 - Select all encoded archival standards you work with in your professional life.

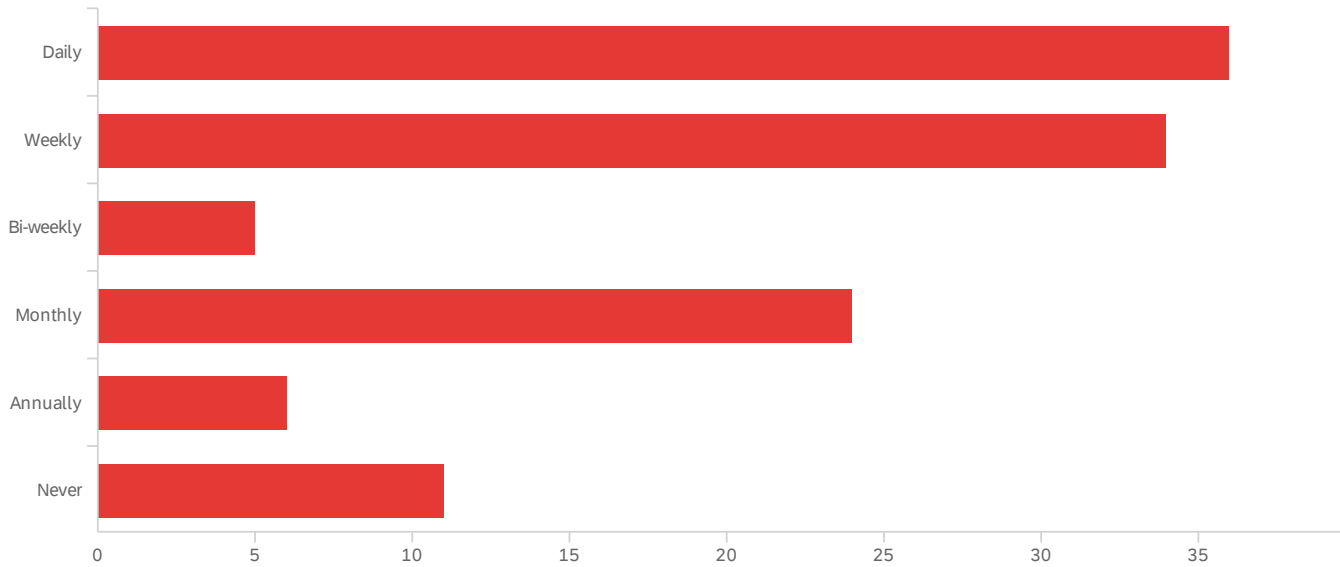


#	Field	Choice Count
1	EAD	45.69% 106
2	EAC-CPF	12.93% 30
3	PREMIS	8.19% 19
4	MODS	12.07% 28
5	METS	11.64% 27
6	Other	9.48% 22

232

Showing rows 1 - 7 of 7

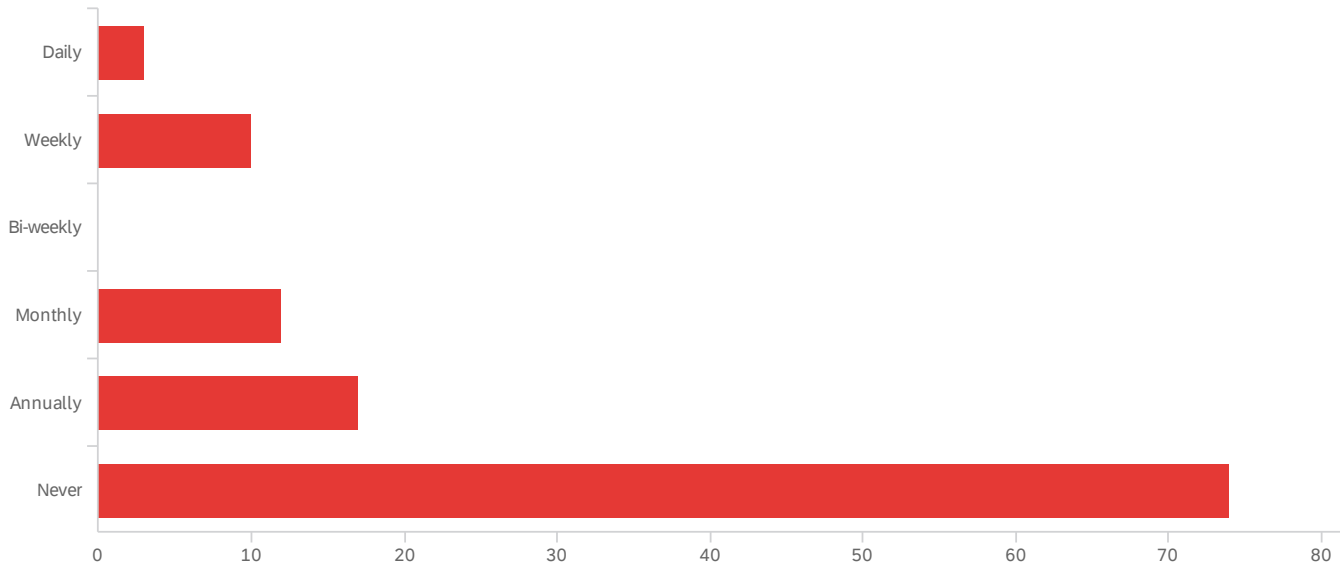
4 - How often do you engage with EAD?



#	Field	Minimum	Maximum	Mean	Std Deviation	Variance	Count
1	How often do you engage with EAD?	1.00	6.00	2.68	1.64	2.70	116

#	Field	Choice Count
1	Daily	31.03% 36
2	Weekly	29.31% 34
3	Bi-weekly	4.31% 5
4	Monthly	20.69% 24
5	Annually	5.17% 6
6	Never	9.48% 11

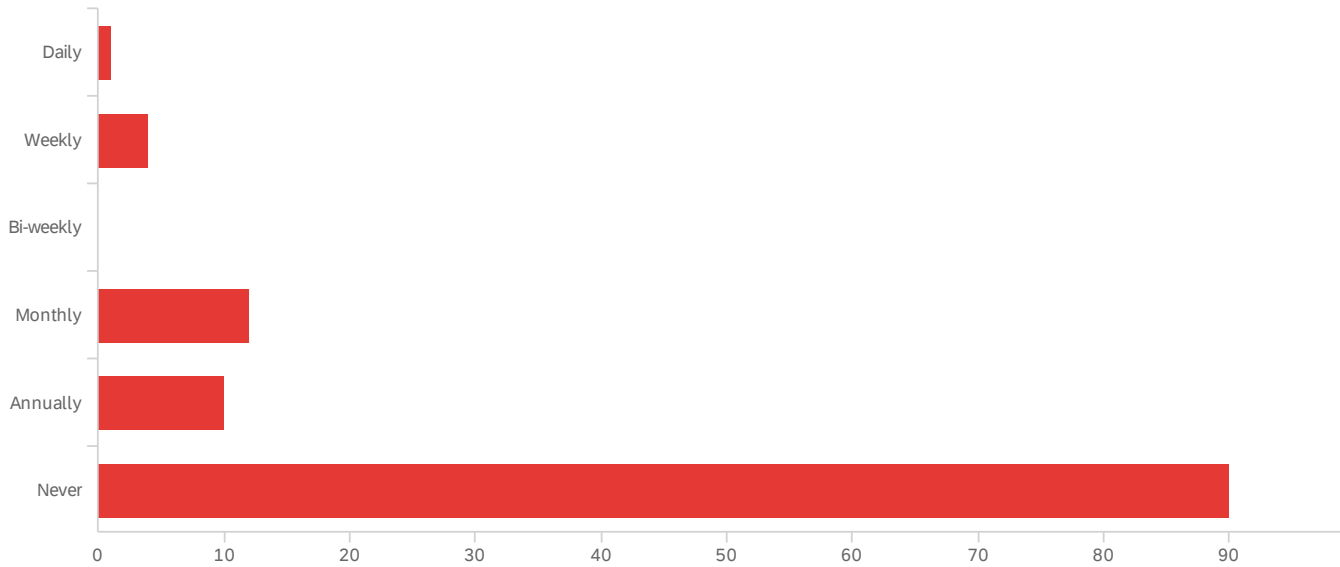
5 - How often do you engage with EAC-CPF?



#	Field	Minimum	Maximum	Mean	Std Deviation	Variance	Count
1	How often do you engage with EAC-CPF?	1.00	6.00	5.17	1.38	1.90	116

#	Field	Choice Count
1	Daily	2.59% 3
2	Weekly	8.62% 10
3	Bi-weekly	0.00% 0
4	Monthly	10.34% 12
5	Annually	14.66% 17
6	Never	63.79% 74

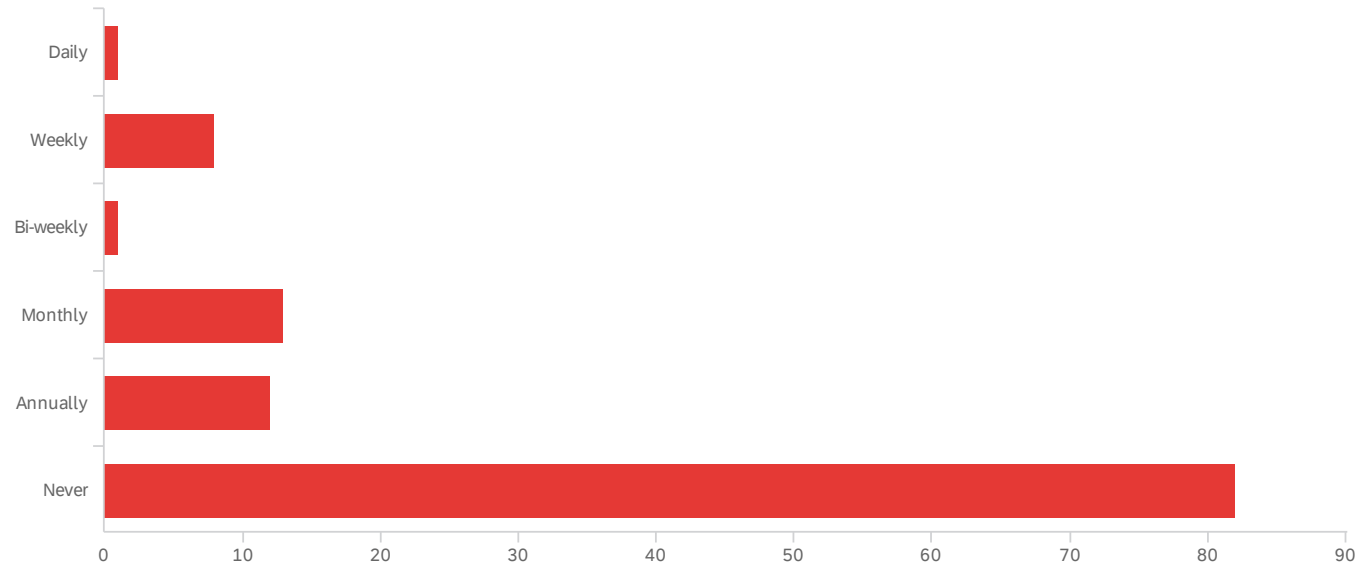
6 - How often do you engage with PREMIS?



#	Field	Minimum	Maximum	Mean	Std Deviation	Variance	Count
1	How often do you engage with PREMIS?	1.00	6.00	5.53	1.02	1.04	117

#	Field	Choice Count
1	Daily	0.85% 1
2	Weekly	3.42% 4
3	Bi-weekly	0.00% 0
4	Monthly	10.26% 12
5	Annually	8.55% 10
6	Never	76.92% 90

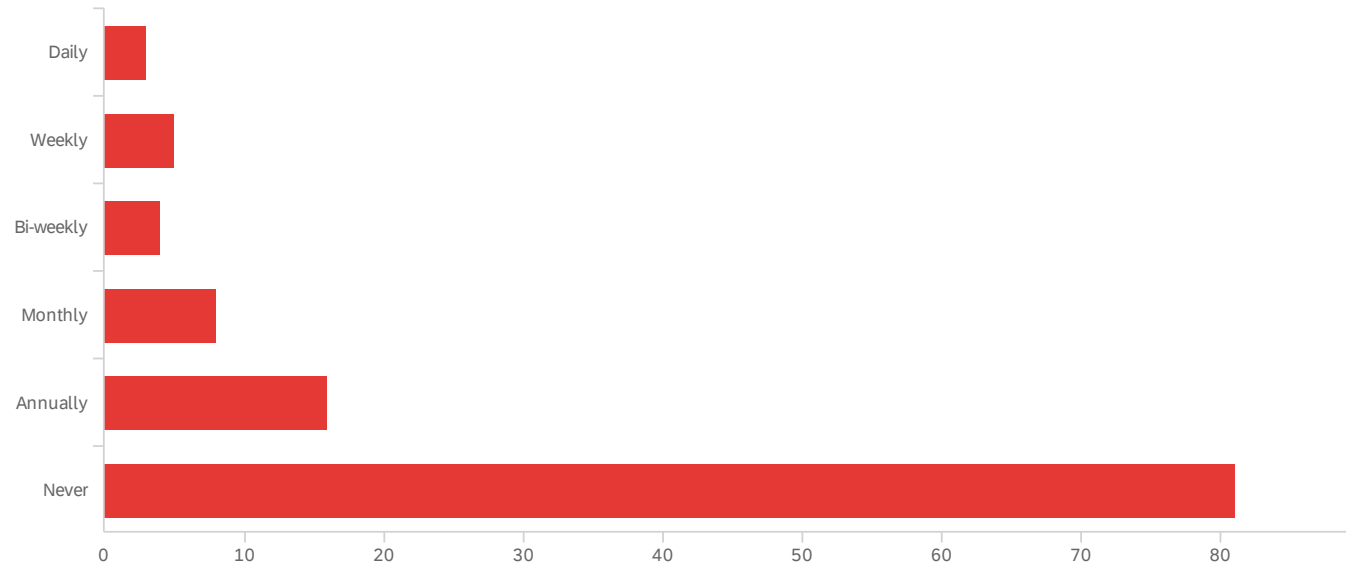
7 - How often do you engage with METS?



#	Field	Minimum	Maximum	Mean	Std Deviation	Variance	Count
1	How often do you engage with METS?	1.00	6.00	5.33	1.22	1.49	117

#	Field	Choice Count
1	Daily	0.85% 1
2	Weekly	6.84% 8
3	Bi-weekly	0.85% 1
4	Monthly	11.11% 13
5	Annually	10.26% 12
6	Never	70.09% 82

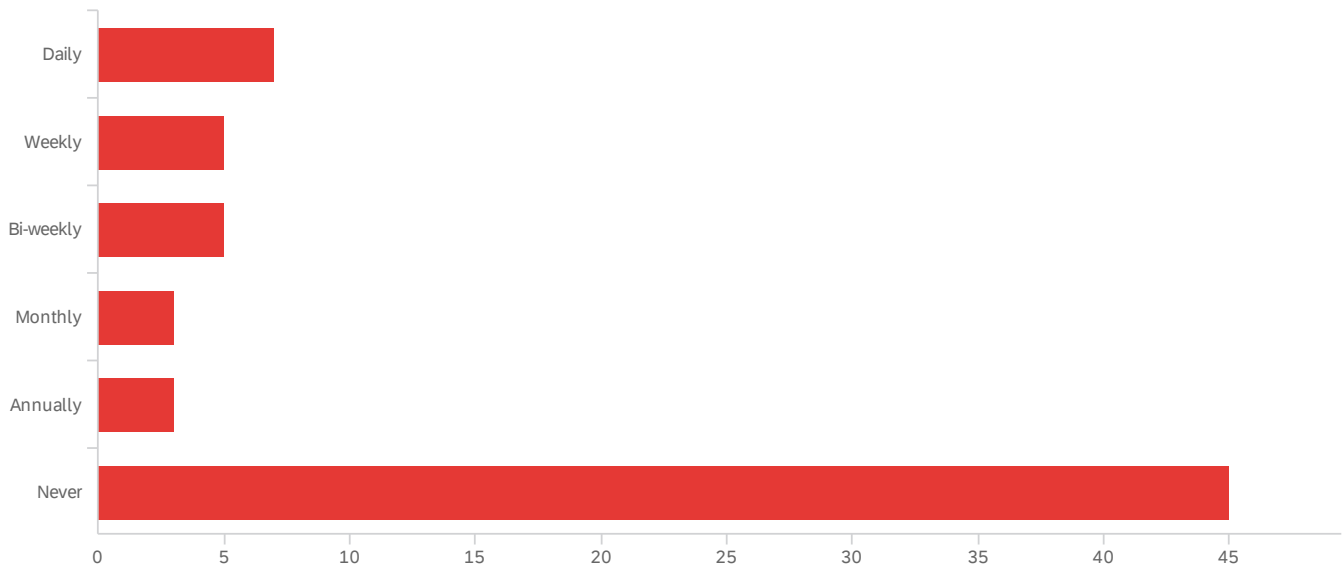
8 - How often do you engage with MODS?



#	Field	Minimum	Maximum	Mean	Std Deviation	Variance	Count
1	How often do you engage with MODS?	1.00	6.00	5.32	1.26	1.59	117

#	Field	Choice Count
1	Daily	2.56% 3
2	Weekly	4.27% 5
3	Bi-weekly	3.42% 4
4	Monthly	6.84% 8
5	Annually	13.68% 16
6	Never	69.23% 81

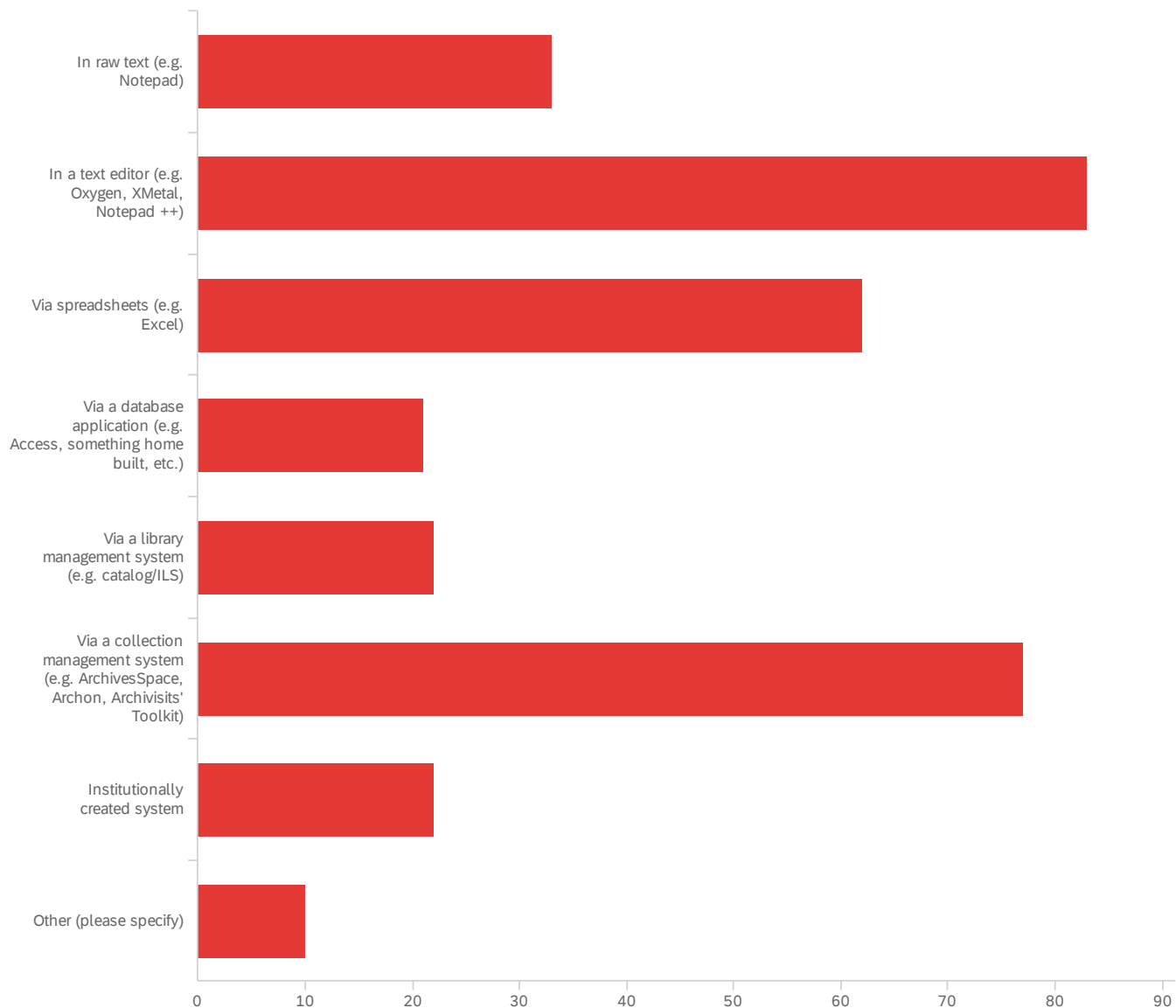
9 - If you listed additional standards in question 3, how often do you engage with those other...



#	Field	Minimum	Maximum	Mean	Std Deviation	Variance	Count
1	If you listed additional standards in question 3, how often do you engage with those other standards in aggregate?	1.00	6.00	4.84	1.81	3.28	68

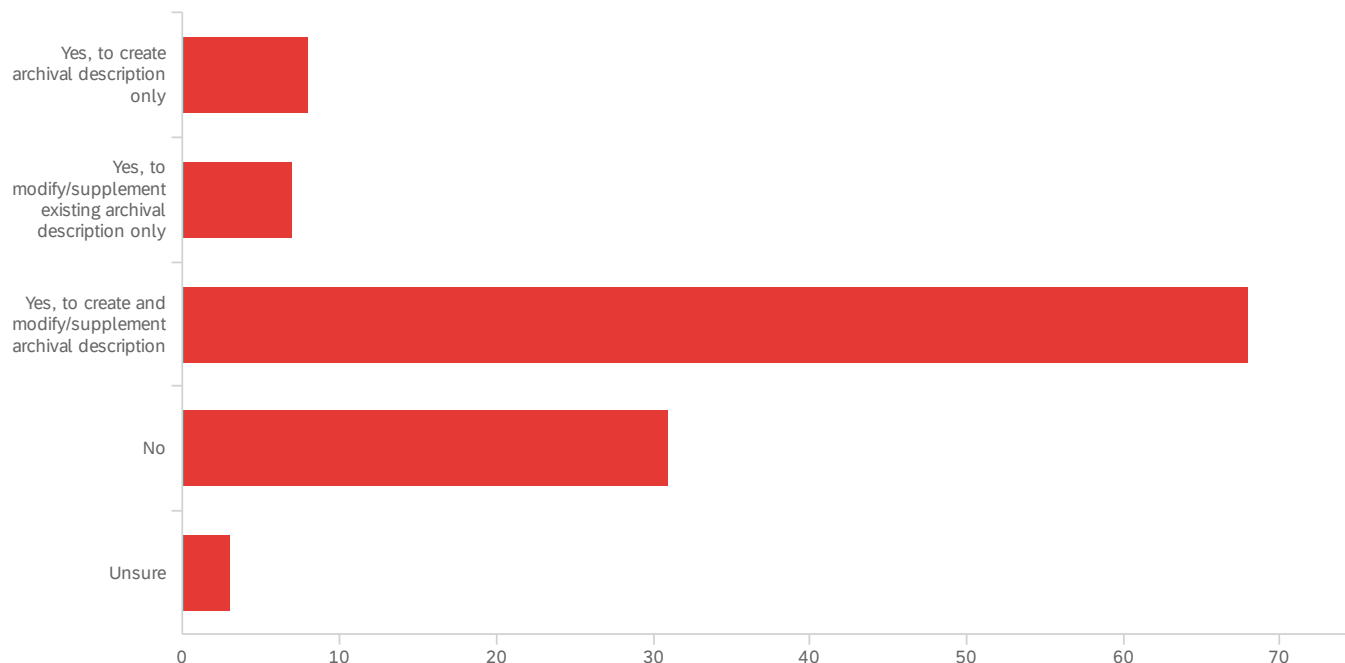
#	Field	Choice Count
1	Daily	10.29% 7
2	Weekly	7.35% 5
3	Bi-weekly	7.35% 5
4	Monthly	4.41% 3
5	Annually	4.41% 3
6	Never	66.18% 45

10 - Select all the ways that you interact with encoded archival standards.



#	Field	Choice Count
1	In raw text (e.g. Notepad)	10.00% 33
2	In a text editor (e.g. Oxygen, XMetal, Notepad ++)	25.15% 83
3	Via spreadsheets (e.g. Excel)	18.79% 62
4	Via a database application (e.g. Access, something home built, etc.)	6.36% 21
5	Via a library management system (e.g. catalog/ILS)	6.67% 22
6	Via a collection management system (e.g. ArchivesSpace, Archon, Archivists' Toolkit)	23.33% 77

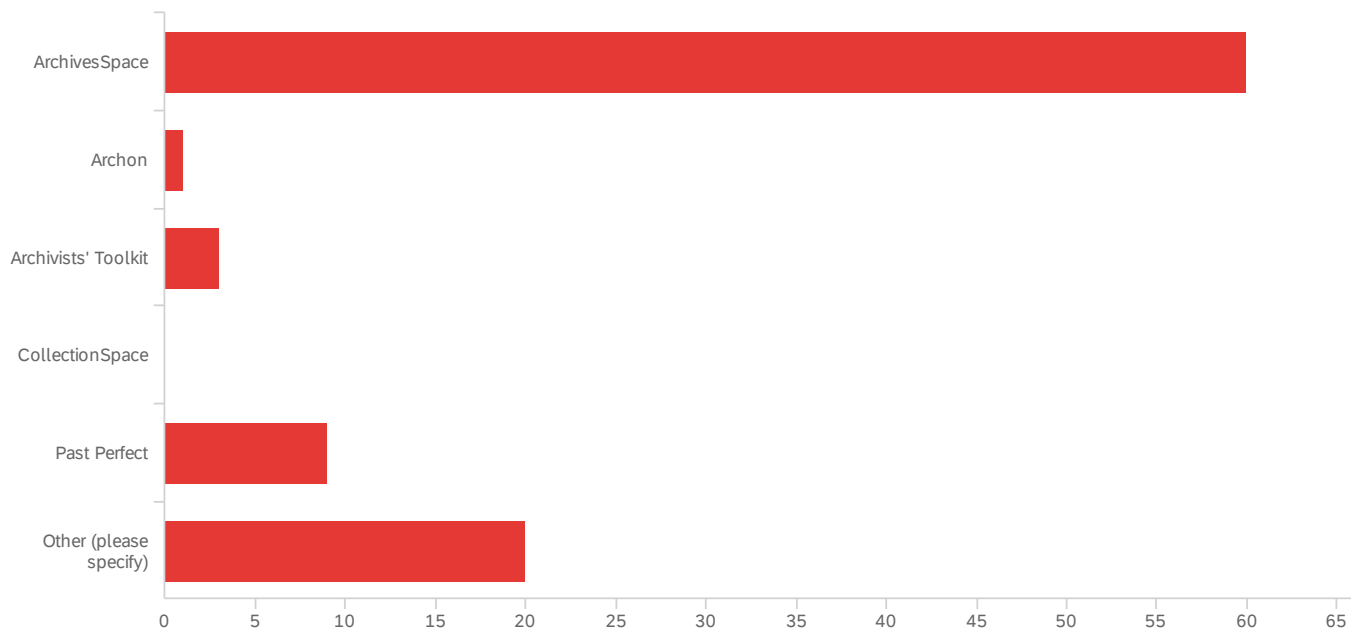
11 - Do you use a collection management system to create, modify, or supplement archival d...



#	Field	Minimum	Maximum	Mean	Std Deviation	Variance	Count
1	Do you use a collection management system to create, modify, or supplement archival description?	1.00	5.00	3.12	0.83	0.69	117

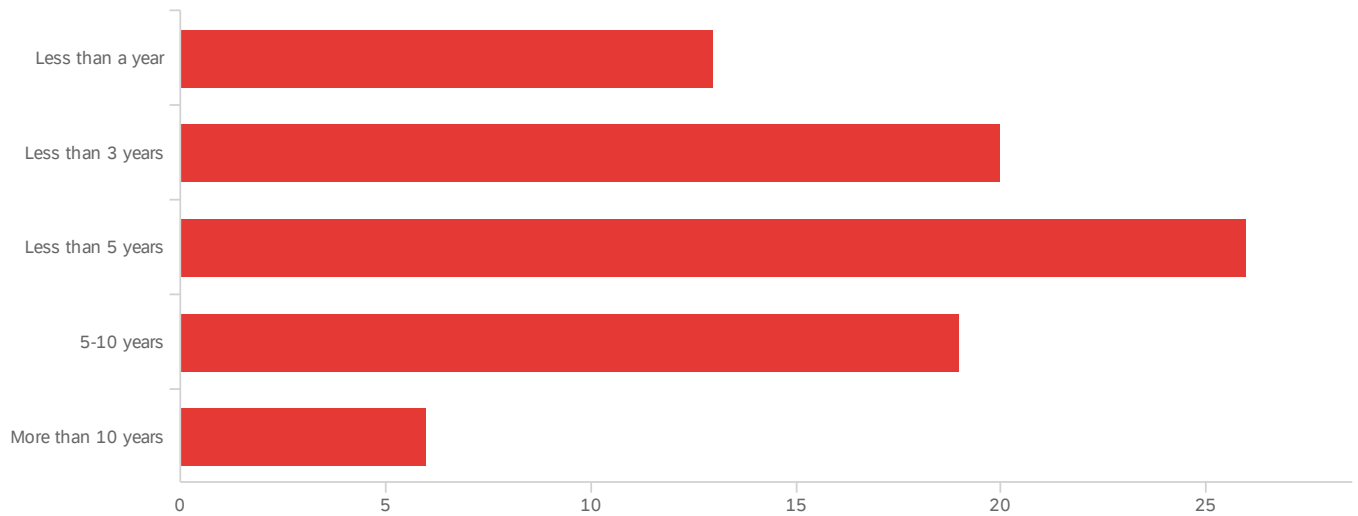
#	Field	Choice Count
1	Yes, to create archival description only	6.84% 8
2	Yes, to modify/supplement existing archival description only	5.98% 7
3	Yes, to create and modify/supplement archival description	58.12% 68
4	No	26.50% 31
5	Unsure	2.56% 3

12 - Which collection management system(s) do you use? (Select all that apply)



#	Field	Choice Count
1	ArchivesSpace	64.52% 60
2	Archon	1.08% 1
3	Archivists' Toolkit	3.23% 3
4	CollectionSpace	0.00% 0
5	Past Perfect	9.68% 9
6	Other (please specify)	21.51% 20

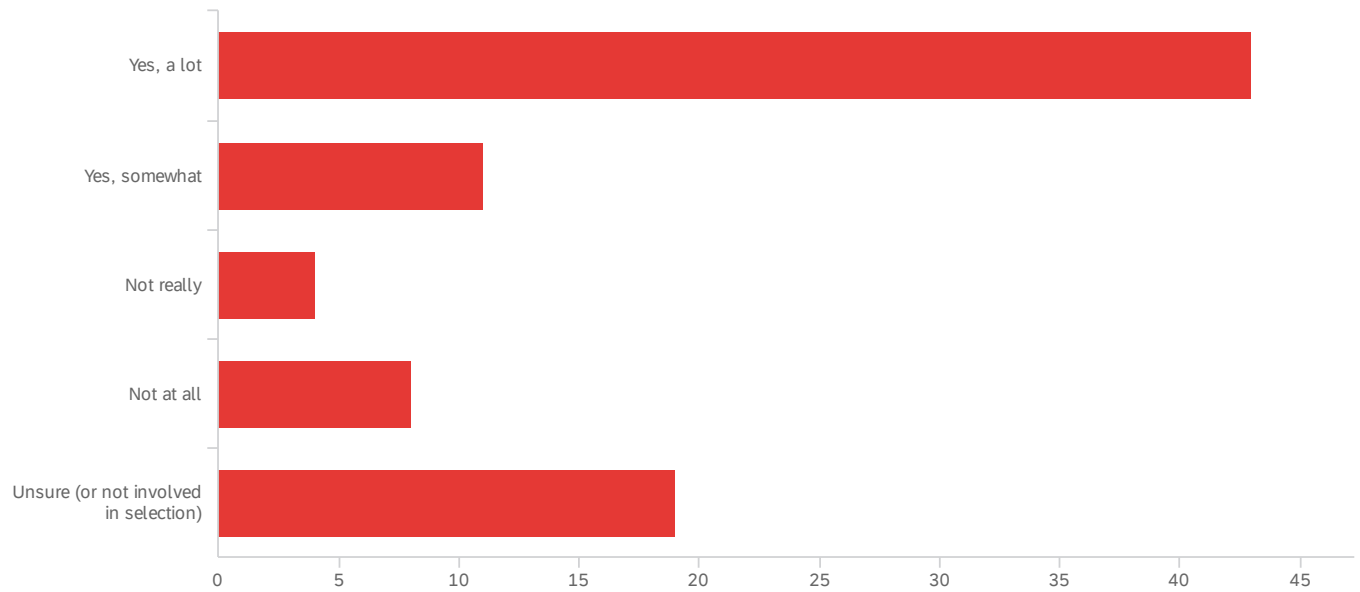
13 - How long have you used your current collection management system for archival descri...



#	Field	Minimum	Maximum	Mean	Std Deviation	Variance	Count
1	How long have you used your current collection management system for archival description?	1.00	5.00	2.82	1.16	1.34	84

#	Field	Choice Count
1	Less than a year	15.48% 13
2	Less than 3 years	23.81% 20
3	Less than 5 years	30.95% 26
4	5-10 years	22.62% 19
5	More than 10 years	7.14% 6
		84

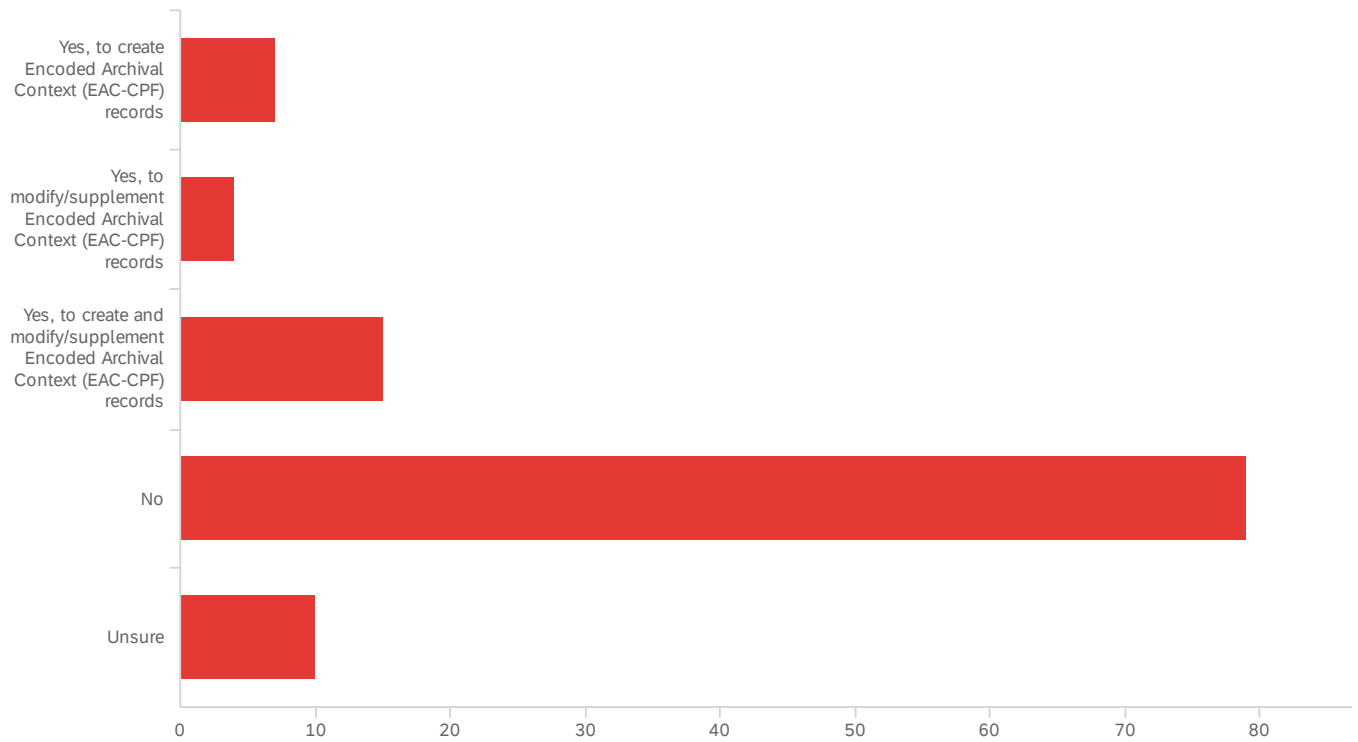
14 - Did compliance with encoded archival standards impact your selection of collection man...



#	Field	Minimum	Maximum	Mean	Std Deviation	Variance	Count
1	Did compliance with encoded archival standards impact your selection of collection management system?	1.00	5.00	2.40	1.67	2.78	85

#	Field	Choice Count
1	Yes, a lot	50.59% 43
2	Yes, somewhat	12.94% 11
3	Not really	4.71% 4
4	Not at all	9.41% 8
5	Unsure (or not involved in selection)	22.35% 19
		85

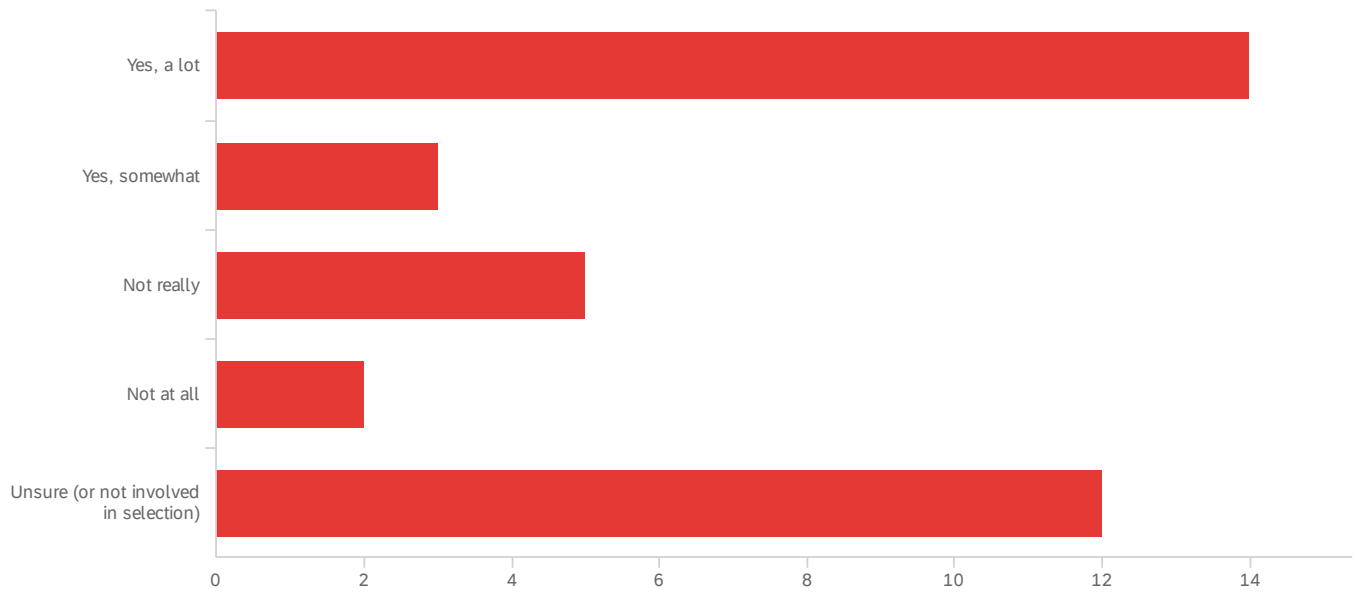
15 - Do you use a system to create, modify, or supplement Encoded Archival Context (EAC-...



#	Field	Minimum	Maximum	Mean	Std Deviation	Variance	Count
1	Do you use a system to create, modify, or supplement Encoded Archival Context (EAC-CPF) records?	1.00	5.00	3.70	0.90	0.82	115

#	Field	Choice Count
1	Yes, to create Encoded Archival Context (EAC-CPF) records	6.09% 7
2	Yes, to modify/supplement Encoded Archival Context (EAC-CPF) records	3.48% 4
3	Yes, to create and modify/supplement Encoded Archival Context (EAC-CPF) records	13.04% 15
4	No	68.70% 79

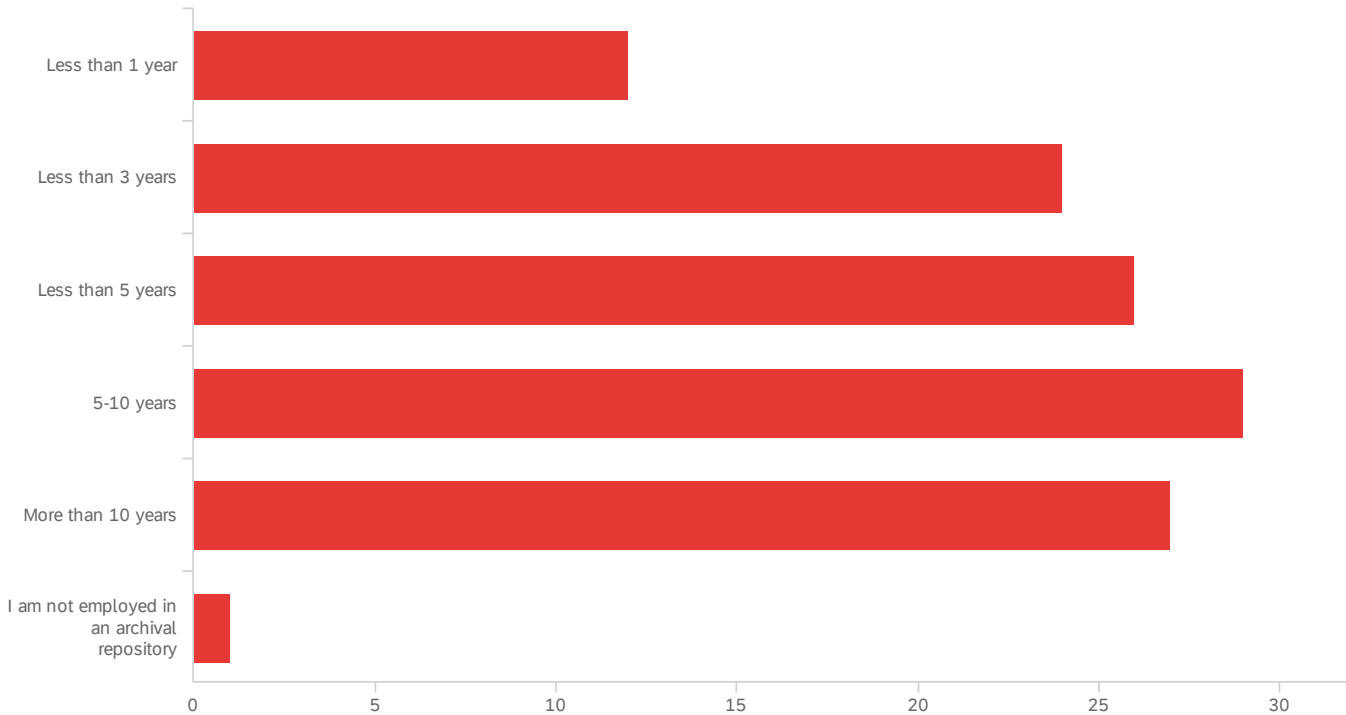
16 - Did compliance with encoded archival standards impact your selection of system for cre...



#	Field	Minimum	Maximum	Mean	Std Deviation	Variance	Count
1	Did compliance with encoded archival standards impact your selection of system for creating/managing EAC-CPF records?	1.00	5.00	2.86	1.73	3.01	36

#	Field	Choice Count
1	Yes, a lot	38.89% 14
2	Yes, somewhat	8.33% 3
3	Not really	13.89% 5
4	Not at all	5.56% 2
5	Unsure (or not involved in selection)	33.33% 12
		36

2 - How long have you held your current position?



#	Field	Minimum	Maximum	Mean	Std Deviation	Variance	Count
1	How long have you held your current position?	1.00	6.00	3.32	1.32	1.73	119

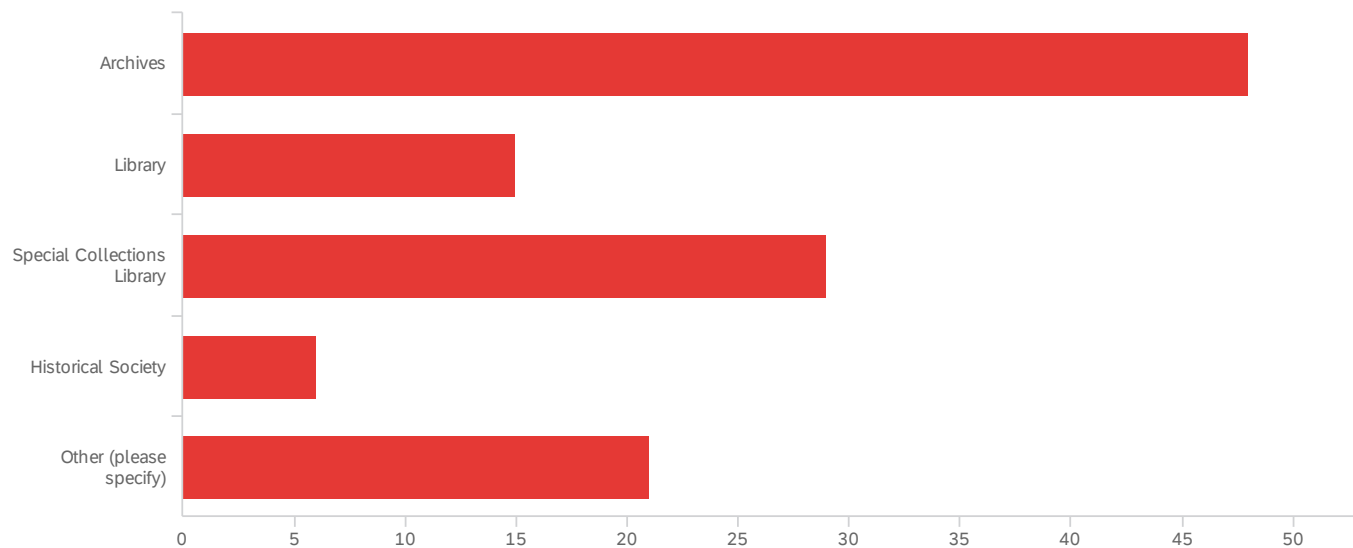
#	Field	Choice Count
1	Less than 1 year	10.08% 12
2	Less than 3 years	20.17% 24
3	Less than 5 years	21.85% 26
4	5-10 years	24.37% 29

#	Field	Choice Count
5	More than 10 years	22.69% 27
6	I am not employed in an archival repository	0.84% 1

119

Showing rows 1 - 7 of 7

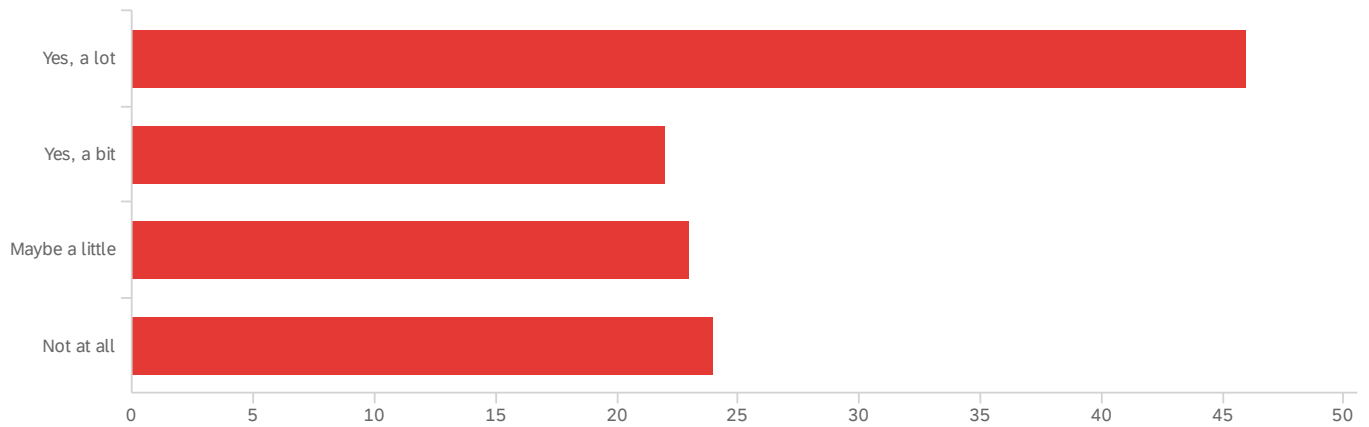
1 - What type of institution do you work at?



#	Field	Minimum	Maximum	Mean	Std Deviation	Variance	Count
1	What type of institution do you work at? - Selected Choice	1.00	6.00	2.65	1.80	3.25	119

#	Field	Choice Count
1	Archives	40.34% 48
2	Library	12.61% 15
3	Special Collections Library	24.37% 29
4	Historical Society	5.04% 6
6	Other (please specify)	17.65% 21
		119

17 - Thinking back to your first days at your current primary job, has the way in which you int...

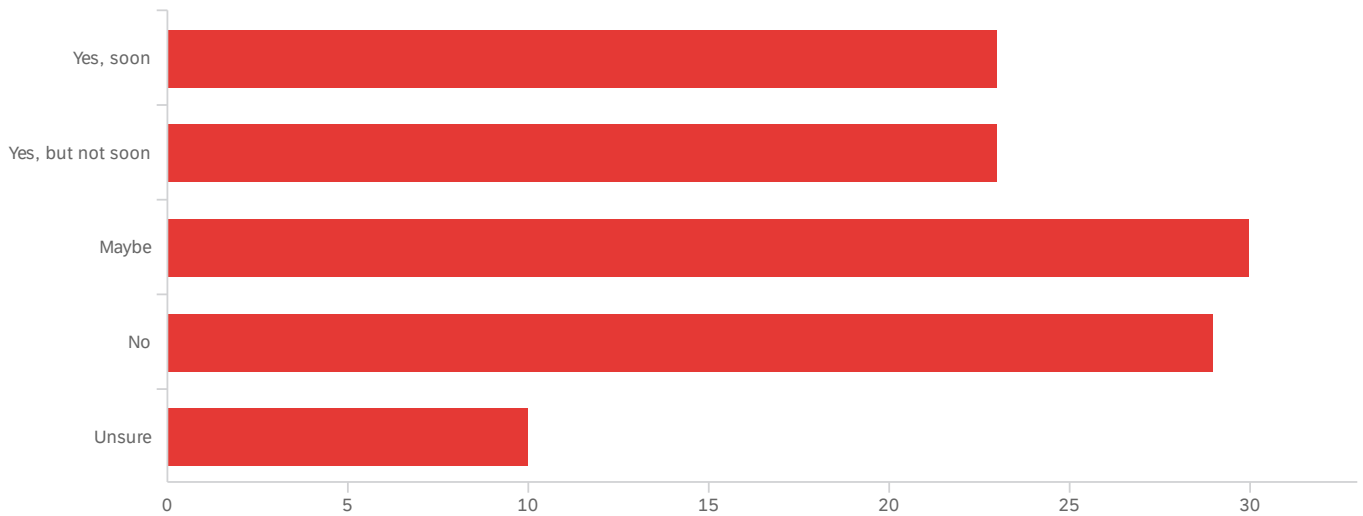


#	Field	Minimum	Maximum	Mean	Std Deviation	Variance	Count
1	Thinking back to your first days at your current primary job, has the way in which you interact with encoded archival standards changed in your tenure at your position?	1.00	4.00	2.22	1.18	1.39	115

#	Field	Choice Count
1	Yes, a lot	40.00% 46
2	Yes, a bit	19.13% 22
3	Maybe a little	20.00% 23
4	Not at all	20.87% 24

115

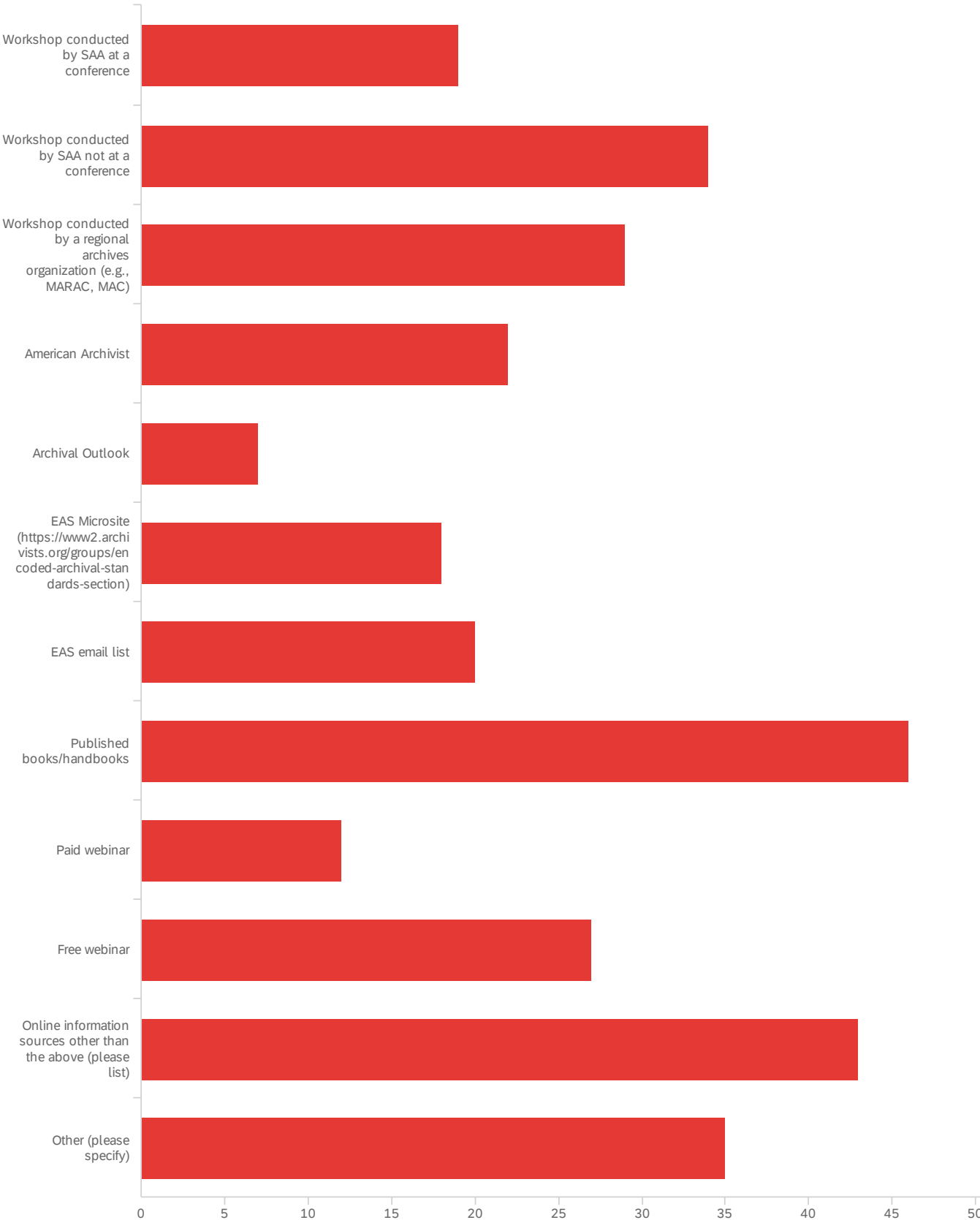
18 - Are you or your repository planning any changes to how you interact with encoded archi...



#	Field	Minimum	Maximum	Mean	Std Deviation	Variance	Count
1	Are you or your repository planning any changes to how you interact with encoded archival standards in the future?	1.00	5.00	2.83	1.25	1.57	115

#	Field	Choice Count
1	Yes, soon	20.00% 23
2	Yes, but not soon	20.00% 23
3	Maybe	26.09% 30
4	No	25.22% 29
5	Unsure	8.70% 10
		115

20 - What source(s) have you used to train/educate yourself about encoded archival standar...

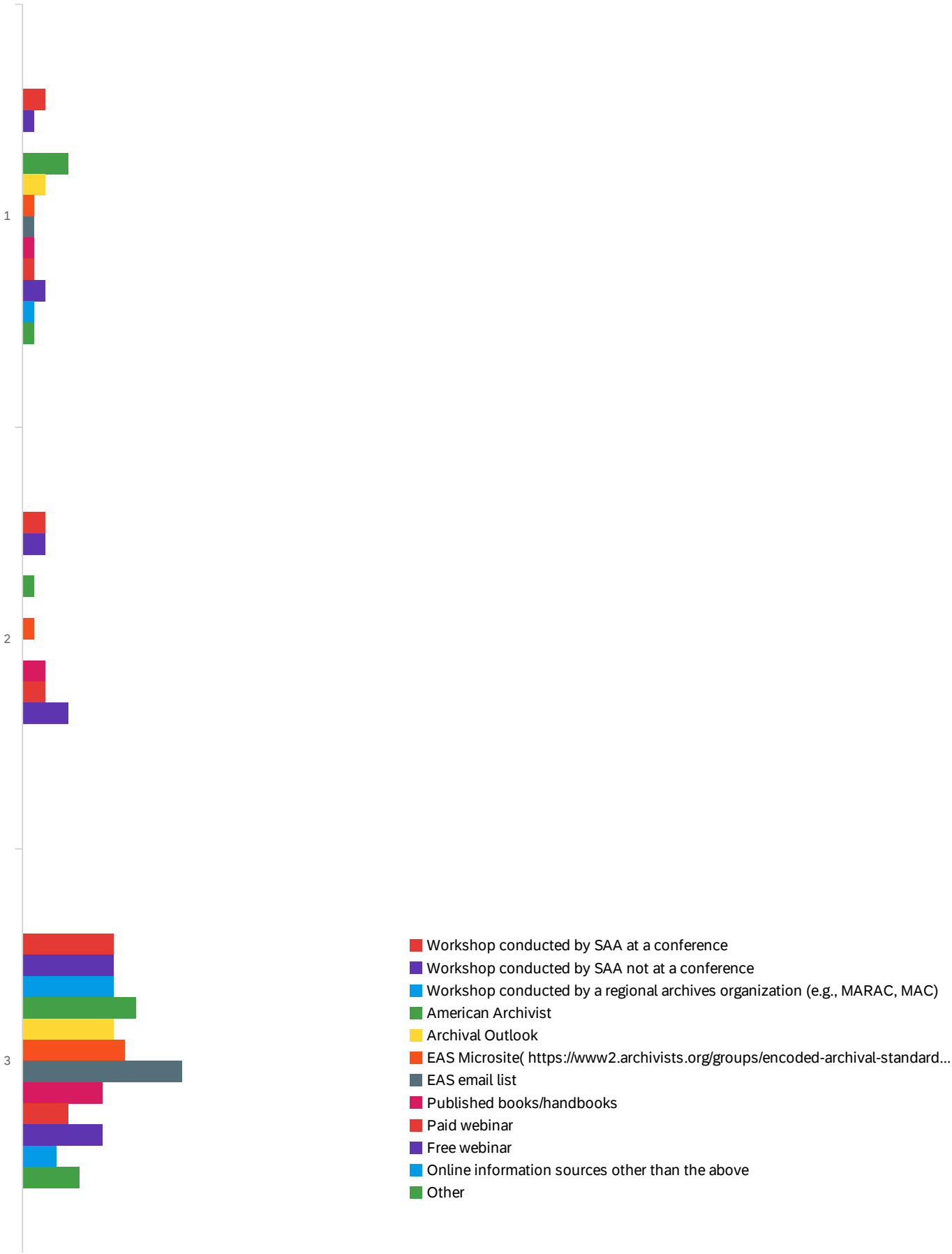


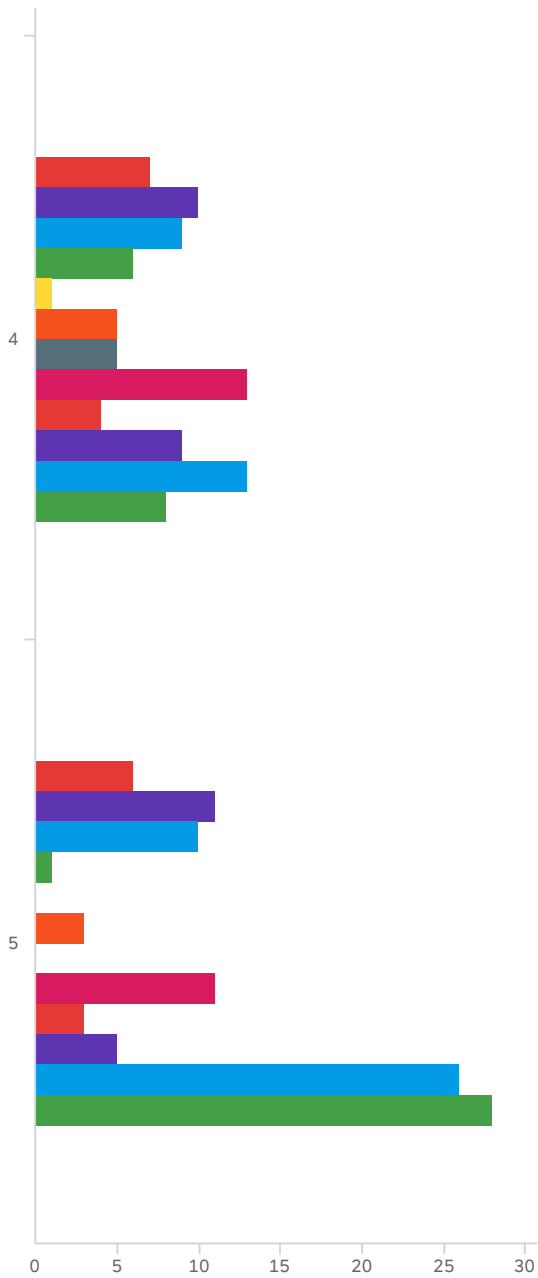
#	Field	Choice Count
1	Workshop conducted by SAA at a conference	6.09% 19
2	Workshop conducted by SAA not at a conference	10.90% 34
3	Workshop conducted by a regional archives organization (e.g., MARAC, MAC)	9.29% 29
4	American Archivist	7.05% 22
5	Archival Outlook	2.24% 7
6	EAS Microsite (https://www2.archivists.org/groups/encoded-archival-standards-section)	5.77% 18
7	EAS email list	6.41% 20
8	Published books/handbooks	14.74% 46
9	Paid webinar	3.85% 12
10	Free webinar	8.65% 27
11	Online information sources other than the above (please list)	13.78% 43
12	Other (please specify)	11.22% 35

312

Showing rows 1 - 13 of 13

21 - How useful was the training about encoded archival standards that you received from e...





#	Field	Minimum	Maximum	Mean	Std Deviation	Variance	Count
1	Workshop conducted by SAA at a conference	1.00	5.00	3.52	1.17	1.37	25
2	Workshop conducted by SAA not at a conference	1.00	5.00	3.88	1.05	1.11	32
3	Workshop conducted by a regional archives organization (e.g., MARAC, MAC)	3.00	5.00	4.07	0.81	0.66	27
4	American Archivist	1.00	5.00	2.95	1.11	1.23	22

#	Field	Minimum	Maximum	Mean	Std Deviation	Variance	Count
5	Archival Outlook	1.00	4.00	2.73	0.86	0.74	11
6	EAS Microsite(https://www2.archivists.org/groups/encoded-archival-standards-section)	1.00	5.00	3.42	0.99	0.98	19
7	EAS email list	1.00	4.00	3.15	0.65	0.43	20
8	Published books/handbooks	1.00	5.00	3.91	1.01	1.02	34
9	Paid webinar	1.00	5.00	3.43	1.18	1.39	14
10	Free webinar	1.00	5.00	3.41	1.16	1.35	27
11	Online information sources other than the above	1.00	5.00	4.47	0.82	0.67	43
12	Other	1.00	5.00	4.48	0.88	0.77	42

#	Field	1	2	3	4	5
1	Workshop conducted by SAA at a conference	8.00% 2	8.00% 2	32.00% 8	28.00% 7	24.00% 6
2	Workshop conducted by SAA not at a conference	3.13% 1	6.25% 2	25.00% 8	31.25% 10	34.38% 11
3	Workshop conducted by a regional archives organization (e.g., MARAC, MAC)	0.00% 0	0.00% 0	29.63% 8	33.33% 9	37.04% 10
4	American Archivist	18.18% 4	4.55% 1	45.45% 10	27.27% 6	4.55% 1
5	Archival Outlook	18.18% 2	0.00% 0	72.73% 8	9.09% 1	0.00% 0
	EAS Microsite(https://www2.archivists.org/groups/encoded-archival-standards-section)	5.26% 1	5.26% 1	47.37% 9	26.32% 5	15.79% 3
	EAS email list	5.00% 1	0.00% 0	70.00% 14	25.00% 5	0.00% 0
	Published books/handbooks	2.94% 1	5.88% 2	20.59% 7	38.24% 13	32.35% 11

#	Field	1	2	3	4	5
	Paid webinar	7.14% 1	14.29% 2	28.57% 4	28.57% 4	21.43% 3
	Free webinar	7.41% 2	14.81% 4	25.93% 7	33.33% 9	18.52% 5
	Online information sources other than the above	2.33% 1	0.00% 0	6.98% 3	30.23% 13	60.47% 26
	Other	2.38% 1	0.00% 0	11.90% 5	19.05% 8	66.67% 28

Showing rows 1 - 12 of 12